

KLASTRUM em i bilong Wanem?

What is a
Classroom
for?



illustration,story : SASA



Other Educational Books



You can download all books here.



①

(Pisin)

Long taim bilong lesen, tupla sumatin, Waiwai na Gayagaya i toktok olsem...,

“Aste, yu lukim ragbi tu?”,

“Yes, Mi bin lukim! Hantas ol i strong tumas ya!”.

Na tisa i tok olsem “Pasim maus.”.

Tupla i tok olsem, “Yes!”.

(English)


During a lesson, two students, Waiwai and Gayagaya are talking...,

“Yesterday, did you watch the rugby game?”,

“Yes, I did! Hunters were very strong!”.

The teacher says “Can you stop talking?”.

They say, “Yes!”.



②

(Pisin)


Bihain, tupla sumatin gen i joinim ol long toktok.
Na fopla sumatin i toktok olsem...,
“Yupla i toktok long wanem?”,
“Aste, yu lukim ragbi tu?”,
“Yes, Mi bin lukim! Hantas ol i strong tumas ya!”.

Tisa i kros liklik tasol na tok olsem...“Pasim maus ya”.
Fopla i tok olsem, “Yes!!”.

(English)

Later, two students joined their talking.
And four students are talking...,
“What are you talking about?”,
“Yesterday, did you watch the rugby game?”,
“Yes, I did! Hunters were very strong!”.

The teacher is a little bit angry and says...”Stop talking”.
They say, “Yes!!”.



③

(Pisin)

Bihain, sampla sumatin gen i joinim ol long toktok.

Na planti sumatin i toktok olsem...

“Yupla i toktok wanem?”

“Aste, yu lukim ragbi tu?”

“Yes, Mi bin lukim! Hantas ol i strong tumas ya!”.

Tisa i kros no gut tru na tok olsem...“PASIM MAUS ya!!!”.

sampla i tok olsem, “Yes!!!”.

(English)

Later, some students joined their talking.

And a lot of students are talking...

“What are you talking about?”

“Yesterday, did you watch the rugby game?”

“Yes, I did! Hunters were very strong!”.

The teacher is very angry and says...”STOP TALKING”.

They say, “Yes!!!!”.



④

(Pisin)

Bihain, olgeta sumatin i stat long toktok planti.
Na ol i toktok olsem...,
“Yupla i toktok long wanem?”,
“Aste, yu lukim ragbi tu?”,
“Yes, Mi bin lukim! Hantas ol i strong tumas ya!”.

Nau nogat wanpla i harim tisa.
Na....

(English)

Later, all students start talking a lot.
And they are talking...,
“What are you talking about?”,
“Yesterday, did you watch the rugby game?”,
“Yes, I did! Hunters were very strong!”.

Now nobody is listening to teacher.
So....



⑤

(Pisin)

**“Stap isi !!!!
No ken toktok ya!!!!!!!”**

Tisa i bel hat no gut tru.

Olgeta i kirap nougut lo tisa.

(English)

**“Keep quiet !!!!
Don't talk !!!!!!!”**

The teacher is very very angry.

All of them are surprised at the teacher.



⑥

(Pisin)

Tasol klas kepten, Nandy i askim em olsem...,
“B...bilong wanem mipla i no ken toktok long taim bilong lesen?”.
Tisa i bekim em olsem “Bikos em pasin no gut”.
Nandy i askim gen olsem “Bilong wanem em i pasin no gut?”.
Tisa i bekim em gen olsem...,
“Mmm...ok, kain olsem...ragbi fild em i bilong wanem?”.
Nandy i bekim “Olsem tasol em bilong pilai ragbi ya!”.
“Yes, tasol...”.

(English)

But class captain, Nandy asks him...,
“W...why should not we talk during lessons?”.
The teacher answers “Because it is a rule!”.
Nandy asks agein “Why is it the rule?”.
The teacher answers again...,
“Mmm... ok, for example...what is a rugby field for? ”.
Nandy answers “Of course it is for playing rugby!”.
“Yes, but...”



(Pisin)

“Sapos yu lainim long ragbi fild, wanem samting bai i kamap?”

“Mi bai pasim ples bilong pilai.”

“Yes, em i tru tumas! ”

“Olsem long haus kaikai? Haus kaikai em i bilong wanem?”

“Olsem tasol em i bilong kaikai ya!”

“Yes, tasol...”

(English)

“If you study in the rugby field, what will happen?”

“I would be disturbing playing rugby.”

“Yes, that’s right!”

“How about a restaurant? What is a restaurant for?”

“Of course it is for eating!”

“Yes, but...”



⑧

(Pisin)

“Sapos sampla i pilai ragbi long haus kaikai, wanem samting bai i kamap?”

“Mipla bai i no inap kaikai.”

“Yes, em i tru tumas! ”

“Olsem long haus pekpek? Haus pekpek em i bilong wanem?”

“Olsem tasol em i bilong pispis na pekpek ya!”

“Yes, tasol...”

(English)

“If someone plays rugby in the restaurant, what will happen?”

“we cannot eat.”

“Yes, that’s right!”

“How about a toilet? What is a toilet for?”

“Of course it is for pee and poo!”

“Yes, but...”



(Pisin)

“Sapos sampla i kaikai long haus pekpek, wanem samting bai i kamap?”

“E...em i no gutpla pasin.....na naraplea i no inap yusim toilet.”

“Yes, em i tru tumas! ”

“Olsem long bet? Bet em i bilong wanem?”

“Olsem tasol em i bilong silip ya!”

“Yes, tasol...”

 (English)

“If someone eat in the toilet, what will happen?”

“H...he is strange....and others cannot use the toilet.”


“Yes, that’s right!”

“How about a bed? What is a bed for?”

“Of course it is for sleeping!”

“Yes, but...”

Boy's Toilet



(Pisin)

“Sapos sampla i pekpek long bet, wanem samting bai i kamap?”

“E...e...em i bai dati na smel nogut.....Yumi no inap silip.”

“Yes, em i tru tumas!”

“Olsem long klasrum? Klasrum em i bilong wanem?”

(English)

“If someone poo on the bed, what will happen?”

“I...I...It’s dirty and smell bad...We cannot sleep.”

“Yes, that’s right!”

“How about a classroom? What is a classroom for?”



11

(Pisin)

“Olsem tasol em i bilong lainim.”

“Yes, em i stret.

Klasrum i no bilong toktok, pilai na silip!

Em i bilong lainim a?”





(English)

“Of course it is for studying.”

“Yes, that’s right.

The classroom is not for talking, playing and sleeping!

It is for studying, isn’t it?”




12

(Pisin)

Nandy i tokim olsem...,
“Ragbi fild em i bilong pilai ragbi.”,
“Haus kaikai em i bilong kaikai.”,
“Haus pekpek em i bilong pispis na pekpek.”,
“Bet em i bilong silip.”,
“Olgeta ples i gat wok bilong ol.”.

(English)

Nandy says...,
“Rugby fields are for playing rugby.”,
“Restaurants are for eating.”,
“Toilets are for pee and poo.”,
“Beds are for sleeping.”,
“Every place has their own purpose.”.



13

(Pisin)

Tisa i tokim ol olsem...,

“Em i stret. Sapos ol i toktok oltaim long lesen,
ol sumatin i no inap lainim gut samting.”.

Olgeta i tok olsem...,

“Mi klia nau. Olsem na mipla i no ken toktok na pilai
insait long klasrum.”.

(English)

The teacher says...,

“That’s right. If students are talking during lessons,
all of them cannot study well.”.

All say...,

“I see. So we mustn’t talk in the classroom.” .



14

(Pisin)

Tisa i tok olsem,

“Em i orait! ! Na klasrum em i bilong wanem?”.

Olgeta i bekim wantaim,

“Em i bilong lanim samting!”.

“Em stret tru ya!!! Yumi statim lesen gen!”

“Yes, yaaaaaah!!!!!!”

(English)

The teacher says,


”Ok! Anyway, what is the classroom for?”.

All of them answer together,

“It is for studying something!”.

“Exactly!!! Let’s begin the lesson again!”

“Yes, let’s!!!!!!”



MATHS
Base
Height
 $B \times H \times \frac{1}{2}$
 $2 \times 3 = 6$
 $6 \times \frac{1}{2} = 3$
3 cm

Area
 $\frac{1}{2} \times B \times H$



KWESTEN

- 1) Taim tupla sumatin, Waiwai na Gayagaya, bin toktok planti, tisa i tokim “Pasim maus!” a?
Olsem wanem tisa i stapim tupla long toktok?
- 2) Aste yu bin toktok long lessen, tasol nau yu save tintin strong long lainim?
- 3) Taim yu laik lainim, sapos narapela i mekim nois, yu pilim olsem wanem?
- 4) Sapos pren bilong yu i toktok na mekim nois, yu bai tokim em olsem wanem?


QUESTION

- 1) When two students, Waiwai and Gayagaya, were talking, teacher said “Can you stop talking?”, right?
Why did he stop them talking?
- 2) So far you talked during lessons, but can you concentrate on studying from now on?
- 3) When you want to study, if others are making noise, how do you feel?
- 4) If your friends are talking and making noise, what will you tell them?

Extra Activity

- ① Potocopi neks pes.
 - ② Tingim em i tok wanem bihain stori pinis na rait tingting bilong yu.
 - ③ Penim na mekim em i nais.
 - ④ Soim em long pren na famili bilong yu o putim ol lo banis.
-

- ① Photocopy the next pages.
- ② Imagine what he is saying after the stories and write your idea.
- ③ Color and make him nice.
- ④ Show that to your friends and family or paste that on the wall.





Dear everyone who is reading this book !

Have you ever made noise in the class?

And do you have experience which your teacher was angry with you because of the noise?

Why do you make such behavior?

That is because you don't know why we must not do that.

When you finish reading our books, you must be able to understand.

If you have done, please tell the story to your friends, students and children.

You can copy this book as many as you need but mustn't sell it please because I want many people in PNG to read it.

Finally, to publish this book, a lot of people helped me.

So I would like to acknowledge all of their support here.

"Tenkyu tru!!!"

Mr.SASA

The points of this story is corresponding with the SDGs icons on the cover page.

What are SDGs ?

SDGs are the goals the whole international society should chime by 2030 to realize sustainable world. Under the philosophy of “No one will be left behind”, they include such goals as ensuring that each indivisual learner acquires the knowledge and skills needed to create sustainable society to facilitate the change in behavior.

*SDGs stands for Sustainable Development Goals.

SUSTAINABLE DEVELOPMENT GOALS




Quoted from the page of Ministry of Environment in Japan. (<https://www.env.go.jp/policy/kyoiku/english.pdf>)

This book can be used for educational activities which are intended to teach SDGs.



Contact me

✉ png@wakwak4e.jp


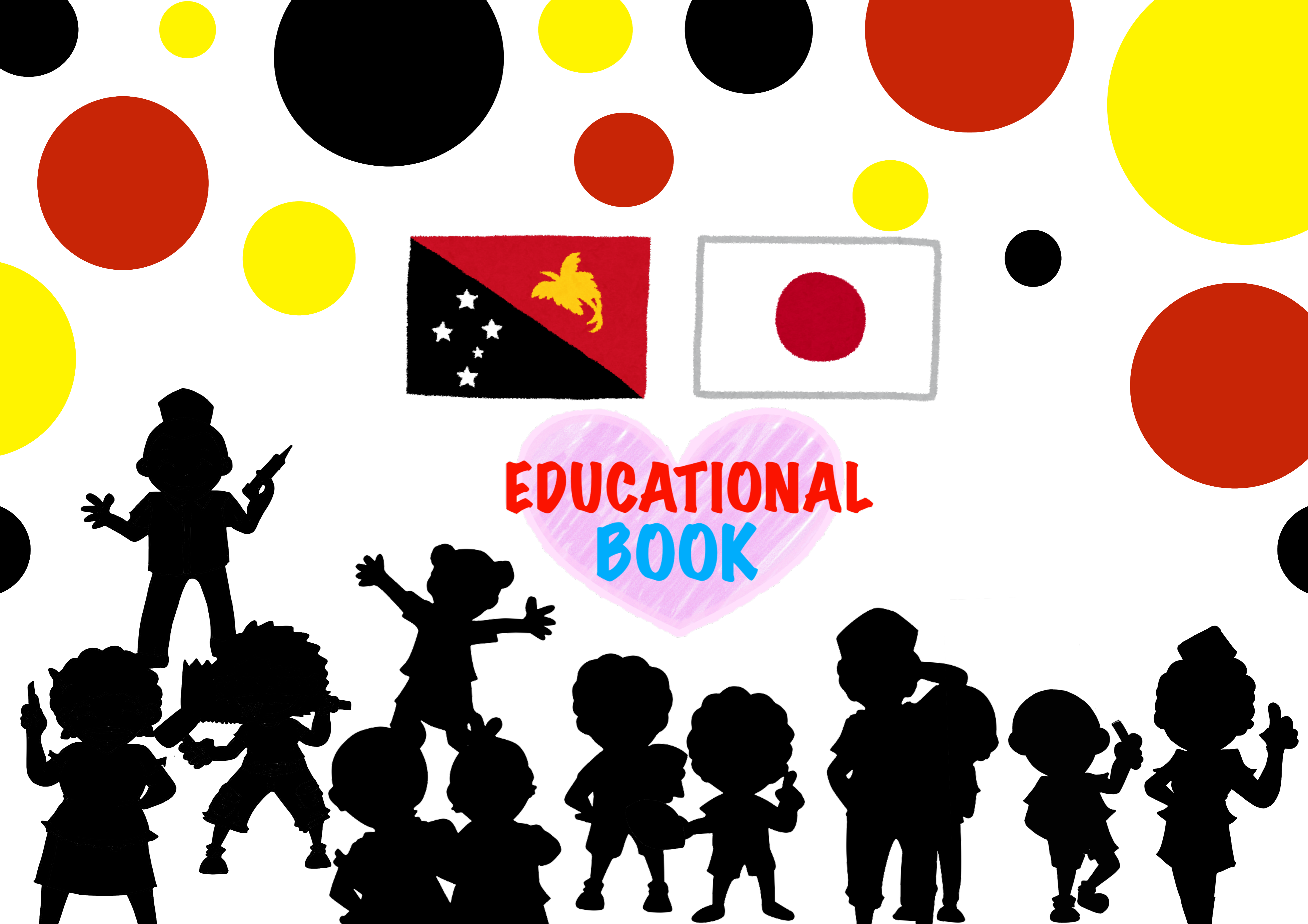


Clasrum em i bilong Wanem?

-Author-

Mr.SASA : Masaki SASASE (Illustration and Story)

KALAMANAGUNAN Primary School, in KOKOPO, ENB Province
(Advice and Tok Pisin Translation)



**EDUCATIONAL
BOOK**